

# Wheels and Drums

---

<b>SPOKE WHEELS .....</b>	<b>2-1</b>
<b>HUB AND DRUM ASSEMBLIES .....</b>	<b>2-2</b>
<b>5-SPOKE WHEEL AND DRUM ASSEMBLY .....</b>	<b>2-2</b>
<b>OUTBOARD HUBS .....</b>	<b>2-3</b>
<b>INBOARD HUBS .....</b>	<b>2-4</b>
<b>BRAKE DRUMS – DISC WHEEL APPLICATIONS .....</b>	<b>2-5</b>
<b>BRAKE DRUMS – TRACTOR APPLICATIONS .....</b>	<b>2-6</b>
<b>BRAKE DRUMS – SPOKE WHEEL APPLICATIONS .....</b>	<b>2-7</b>
<b>SPACER BANDS .....</b>	<b>2-7</b>
<b>WHEEL STUDS AND NUTS .....</b>	<b>2-8 TO 2-10</b>
<b>SPOKE-WHEEL RIM NUTS AND CLAMPS .....</b>	<b>2-10</b>
<b>DISC WHEELS – STEEL AND ALUMINUM .....</b>	<b>2-11</b>
<b>TUBELESS SERVICE RIMS .....</b>	<b>2-12</b>
<b>TUBE-TYPE RIM ASSEMBLIES .....</b>	<b>2-12</b>
<b>VALVE STEMS &amp; ACCESSORIES .....</b>	<b>2-13</b>
<b>WHEEL-GUARD, HUG-A-LUG NUT COVERS, AND BOLT KIT .....</b>	<b>2-14</b>

## 3-Spoke Wheels

Part No.	Size	Races		Note	Brake Drum Application
		Inner	Outer		
WB-70159--A	15"	HM218210	HM212011	Includes 4" Spacer Band WB-3314 Rim Clamps 8-15-4 Nuts	12-1/4" x 7" Use Webb 63637
WB-83153--A	15"	653	HM212011	Includes 4" Spacer Band WB-3314 Rim Clamps 8-15-4 Nuts	12-1/4" x 7" Use Webb 63647

## 5-Spoke Wheels

Part No.	Size	Races		Note	Brake Drum Application
		Inner	Outer		
WB-75209--A	20"	HM218210	HM212011	Includes 4" Spacer Band 8-8-6 Rim Clamps 8-15-4 Nuts	16-1/2" x 7" Use Webb 67518
DW-47-14018-007	20"	HM218210	HM212011	Less Spacer Band Less Rim Clamps Includes 8-15-4 Nuts	16-1/2" x 7" Use DW-03-122222
WB-5580Z--A	20"	HM518410	HM518410	Includes 4" Spacer Band 8-8-6 Rim Clamps 8-15-4 Nuts	16-1/2" x 7" Use Webb 68730
WB-85203--A	20"	653	HM212011	Includes 4" Spacer Band 8-8-6 Rim Clamps 8-15-4 Nuts	16-1/2" x 7" Use Webb 67518
DW-47-07791-013	20"	653	HM212011	Less Spacer Band Less Rim Clamps Includes 8-15-4 Nuts	16-1/2" x 7" Use DW-03-122222
WB-85223--A	22"	653	HM212011	Includes 4" Spacer Band 8-8-6 Rim Clamps 8-15-4 Nuts	16-1/2" x 7" Use Webb 67518

## 6-Spoke Wheels

Part No.	Size	Races		Note	Brake Drum Application
		Inner	Outer		
WB-76229--M	22"	HM218210	HM212011	Less Spacer Band Less Rim Clamps Includes 8-15-4 Nuts	16-1/2" x 7" Use Webb 67518
WB-5682Z--A	22"	HM518410	HM518410	Includes 4" Spacer Band 8-8-6 Rim Clamps 8-15-4 Nuts	16-1/2" x 7" Use Webb 68765

## Hub & Drum Assemblies

Part No.	Side	Races		Hub	Drum	Stud	Note
		Inner	Outer				
WB-20231UQMR	R.H.	HM218210	HM212011	Webb-2023	WB-66864	Webb 101172 Euclid E-9010R	Outboard Stud Pilot
WB-20231UQML	L.H.	HM218210	HM212011	Webb-2023	WB-66864	Webb 101173 Euclid E-9010L	Outboard Stud Pilot
WB-20231UH5	---	HM218210	HM212011	WB-20231--5	WB-66884	700-7-288	Outboard Hub Pilot
BU-2809001	---	HM218210	HM212011	BU-2819001	BU-2308712	700-7-232	Outboard Hub Pilot
MW-89404B	---	HM518410	HM518410	89403	MW-88797B	700-7-267	Outboard 8-Hole
BU-4809003	R.H.	HM218210	HM212011	4819003	BU-2308712	Euclid E-8949R	Outboard Stud Pilot ABS Ready
BU-4809004	L.H.	HM218210	HM212011	4819004	BU-2308712	Euclid E-8949L	Outboard Stud Pilot ABS Ready
BU-4809002	---	HM218210	HM212011	4819002	BU-2308712	700-7-269	Outboard Hub Pilot ABS Ready

## 5-Spoke Wheel & Drum Assembly

Part No.	Size	Races		Note	Wheel
		Inner	Outer		Drum
WB-75209GCA	20"	HM218210	HM212011	Includes 4" Spacer Band 8-8-6 Rim Clamps 8-15-4 Nuts	WB-75209--A WB-67518

Part No.	Races		Stud	Brake Drum Application	Note
	Inner	Outer			
WB-20231--5	HM218210	HM212011	Includes 700-7-288	16-1/2" x 7" Use WB-66884	This hub can be set up for stud pilot mounting by changing studs to Euclid E-9010R&L
WB-20231--5T	HM218210	HM212011	Includes 700-7-288	16-1/2" x 7" Use WB-66884	Includes ABS tone ring. This hub can be set up for stud pilot mounting by changing studs to Euclid E-9010R&L
BU-2819001	HM218210	HM212011	Includes 700-7-232	16-1/2" x 7" Use BU-2308712	Can replace: WB-20231--5 DW-04-15501-001
DW-04-15501-001	HM218210	HM212011	Less Studs	16-1/2" x 7" Use DW-03-123207	For hub pilot mounting with dual steel wheels, use stud no. 700-7-271. For stud pilot mounting, use stud nos. 700-7-278 and 700-7-279
DW-04-15571-001	HM218210	HM212011	Includes 700-7-271	16-1/2" x 7" Use DW-03-123207	Includes ABS tone ring. For dual aluminum wheels, use stud no. 700-7-280
WB-10209--N	HM218210	HM212011	Less Studs	16-1/2" x 7" Use WB-66893	Use stud nos. Webb 159183 and 159184
DW-04-14344-004	HM218210	HM212011	Less Studs	16-1/2" x 7" Use DW-03-120877	Use stud nos. 50-33A-25 and 50-33A-26
MW-89425	HM218210	HM212011	Includes 700-7-267	16-1/2" x 7" Use MW-88797B	8-hole mounting
MW-89403	HM518410	HM518410	Includes 700-7-267	16-1/2" x 7" Use MW-88797B	8-hole mounting
WB-23231--3	HM518410	HM518410	Includes 700-7-281	16-1/2" x 7" Use WB-66884	This hub can be set up for stud pilot mounting by changing studs to Euclid E-9010R&L
WB-23231--5T	HM518410	HM518410	Includes 700-7-288	16-1/2" x 7" Use WB-66884	Includes ABS tone ring. This hub can be set up for stud pilot mounting by changing studs to Euclid E-9010R&L
WB-1320Z--N	HM518410	HM518410	Less Studs	16-1/2" x 7" Use WB-66893	Use stud nos. Webb 159183 and 159184
WE-10-00011-001	HM218210	HM212011	Includes 02-00014	16-1/2" x 7" Use DW-03-123207	Hub pilot Dura-Light hub For dual aluminum wheels
WE-10-00011-101	HM218210	HM212011	Includes 02-00014	16-1/2" x 7" Use DW-03-123207	Hub pilot Dura-Light hub For dual aluminum wheels ABS ready
WE-10-00011-103	HM218210	HM212011	Includes 02-00027	16-1/2" x 7" Use DW-03-123207	R.H. stud pilot Dura-Light hub For cast brake drum ABS ready
WE-10-00011-104	HM218210	HM212011	Includes 02-00028	16-1/2" x 7" Use DW-03-123207	L.H. stud pilot Dura-Light hub For cast brake drum ABS ready
WE-10-00011-105	HM218210	HM212011	Includes 02-00031	16-1/2" x 7" Use DW-53-123537	R.H. stud pilot Dura-Light hub For centrifuse brake drum ABS ready
WE-10-00011-106	HM218210	HM212011	Includes 02-00032	16-1/2" x 7" Use DW-53-123537	L.H. stud pilot Dura-Light hub For centrifuse brake drum ABS ready
CO-105776	HM218210	HM212011	Includes 102190	16-1/2" x 7" Use WB-66864	Hub pilot aluminum hub For dual aluminum wheels

# Inboard Hubs

---

Part No.	Races		Stud	Brake Drum Application	Note
	Inner	Outer			
DW-04-14059-001	HM218210	HM212011	Less Studs	16-1/2" x 7" Use DW-03-012582	For dual steel wheels Use stud nos. Euclid E-8958R&L
WB-10019--N	HM218210	HM212011	Less Studs	16-1/2" x 7" WB-62200	For dual steel wheels Use stud nos. Euclid E-5561R&L
DW-04-14935-001	HM518410	HM518410	Less Studs	16-1/2" x 7" Use DW-03-122126	For dual steel wheels Use stud nos. Euclid E-8954R&L
WB-1331Z--N	HM518410	HM518410	Less Studs	16-1/2" x 7" WB-68730	For dual steel wheels Use stud nos. Webb 183101 and 183102

## Disc Wheel Trailer Applications

Part No.	Brake Size	Replaces Hayes Lemmerz	Replaces Dayton	Replaces Webb	Replaces Gunite
DW-03-012582	16-1/2" x 7"	87407	---	62200	2705
DW-03-120877	16-1/2" x 7"	---	---	60876	3120
DW-03-122607	16-1/2" x 7"	87101	---	66893	3166
DW-03-123207	16-1/2" x 7"	89996	---	66864	3600A
DW-03-123365	16-1/2" x 7"	89996	---	66864	3600A
DW-53-123537	16-1/2" x 7"	89996	03-123207	66864	3600A
DW-53-123564	16-1/2" x 7"	87101	03-122607	66893	3166
DW-53-123566	16-1/2" x 7"	88797	---	66875	3141B
DW-85-123207	16-1/2" x 7"	89996B	---	66884B	3600A
MW-87101B	16-1/2" x 7"	---	53-123564	67101	3166
MW-87128B	15" x 7"	---	03-123315	61571	3219
MW-87156B	16-1/2" x 7"	---	03-122550	67156	3141
MW-87407B	16-1/2" x 7"	---	03-012582	67407	2705
MW-87415B	16-1/2" x 7"	---	03-122126	67415	3018A
MW-87417B	16-1/2" x 7"	---	03-012734	68921	2546
MW-87615B	16-1/2" x 8-5/8"	---	03-122460	66815	---
MW-88797B	16-1/2" x 7"	---	53-123566	66875	3141B
MW-89651B	16-1/2" x 7"	---	---	66878	---
MW-89996B	16-1/2" x 7"	---	53-123537	66884	3600A
WB-60876	16-1/2" x 7"	---	03-120877	---	3120
WB-62200	16-1/2" x 7"	87407	03-012582	---	2705
WB-63631	12-1/4" x 7-1/2"	---	---	---	3557
WB-66353	16-1/2" x 7"	---	---	---	3757
WB-66812	16-1/2" x 10"	---	---	---	3475
WB-66864	16-1/2" x 7"	89996	03-123207	---	3600A
WB-66864B	16-1/2" x 7"	89996B	85-123207	---	3600A
WB-66873	16-1/2" x 7"	89877	---	---	3402
WB-66875	16-1/2" x 7"	88797	53-123566	---	3141B
WB-66884	16-1/2" x 7"	89996	03-123365	---	3600A
WB-66884B	16-1/2" x 7"	89996B	85-123207	---	3600AX
WB-66893	16-1/2" x 7"	87101	03-122607	---	3166
WB-66815	16-1/2" x 7"	87615B	03-122460	---	---
WB-68891	16-1/2" x 8-5/8"	---	---	---	3383

# Brake Drums

## Tractor Applications

Part No.	Brake Size	Replaces Hayes Lemmerz	Replaces Dayton	Replaces Webb	Replaces Gunite
	Application				
DW-03-120754	16-1/2" x 7" Mack	87435	---	61780	2577A
DW-03-122550	16-1/2" x 7" Kenworth	87156	---	66895	3141
DW-03-123396	15" x 4"	---	---	61527B	---
DW-03-123397	16-1/2" x 7"	---	---	66874B	3600AX
MW-87295B	16-1/2" x 7" Mack	---	13-122453	66892	3543
MW-87945BK	15" x 5-1/2"	---	---	65550B	3608X
MW-88870BK	15" x 4"	---	---	65543	---
MW-89870BK	15" x 4"	---	03-123423	65545	3721A
MW-89877BK	16-1/2" x 7"	---	---	66873	3402X
MW-90089BK	15" x 4-1/2"	---	---	65547B	3721AX
WB-61527B	15" x 4-3/4"	---	---	---	3721X
WB-61528B	15" x 4-3/4"	---	13-123254	---	3721AX
WB-62997	16-1/2" x 7" Mack	---	03-122009	---	2997
WB-65167B	16-1/2" x 6"	---	---	---	3437X
WB-65541B	15" x 4"	---	---	---	3158X
WB-66892	16-1/2" x 7" Navistar	87295	03-122453	---	3543
WB-66895B	16-1/2" x 7" Kenworth	87156	13-122550	---	3141
WB-68981B	16-1/2" x 7"	---	03-122683	---	3295A

## Spoke Wheel Applications

Part No.	Brake Size	Replaces Hayes Lemmerz	Replaces Dayton	Replaces Webb	Replaces Gunite
DW-03-012480	16-1/2" x 7"	86036	---	68903	1930
DW-03-120574	16-1/2" x 7"	---	---	62240	2974
DW-03-122126	16-1/2" x 7"	85130	---	68730	3018A
DW-03-122222	16-1/2" x 7"	86141	---	67518	2983C
WB-62240	16-1/2" x 7"	---	03-120574	---	2974
WB-63637	12-1/4" x 7-1/2"	---	---	---	3467
WB-63647	12-1/4" x 7-1/2"	---	03-120822	---	3175
WB-63680	12-1/4" x 8"	---	---	---	---
WB-67518	16-1/2" x 7"	86141	03-122222	---	2983C
WB-68730	16-1/2" x 7"	85130	02-122126	---	3018A
WB-68765	16-1/2" x 7"	86356	03-120586	---	2546C
WB-68897	16-1/2" x 7"	---	13-122600	---	8656
WB-68981B	16-1/2" x 7"	85704	---	---	3295AX

## Spacer Bands

Part No.	Size	Replaces Firestone	Replaces Goodyear
8-5-41	15 x 4	SB78F134	SB4015K
8-5-48	20 x 3-3/8	SB14F102	SB3320K
8-5-30	20 x 3-5/8	SB14F125	SB3520K
8-5-42	20 x 4	SB14F97	SB4020K
8-5-59	20 x 4-1/4	SB14F95	SB4220K
8-5-53	20 x 4-1/2	SB14F126	SB4420K
8-5-33	22 x 3-3/8	SB50F102	SB3322K
8-5-34	22 x 3-5/8	SB50F125	SB3522K
8-5-49	22 x 4	SB50F97	SB4022K
8-5-38	22 x 4-1/4	SB50F95	SB4222K
8-5-38HD	22 x 4-1/4	---	SB4222R
8-5-54	22 x 4-1/2	---	SB4422K
8-5-56	24 x 4	---	SB4024K
8-5-61	24 x 4-1/4	---	SB4224K
8-5-58	24 x 4-1/2	---	SB4424K




**Smooth Channel**




# Wheel Studs & Nuts


## Serrated Wheel Studs – Stud Body Diameter .783/.786

 <p>Grade 8 3/4" -16 Thd</p>	Part No. R.H.	Part No. L.H.	Replaces	A	B	C
	50-33A-29	50-33A-30	Hayes Lemmerz 59263 / 59264 Euclid E-4966R&L	2-5/8"	1-1/4"	5/16"
	50-33A-25	50-33A-26	Hayes Lemmerz 49851 / 49852 Euclid E-4968R&L	2-7/8"	1-1/2"	1/2"
	700-7-77	700-7-79	Hayes Lemmerz 59183 / 59184 Euclid E-4969R&L	3-1/8"	1-3/4"	9/16"


## Serrated Wheel Studs

 <p>Grade 8 3/4" -16 Thd</p>	Part No. R.H.	Part No. L.H.	Replaces	Stud Body Dia		A	B	C	D
				A	B				
	700-7-278	700-7-279	Dayton 09-001910 & 1911	.890	.890	2-5/8"	31/32"	1/8"	3/8"

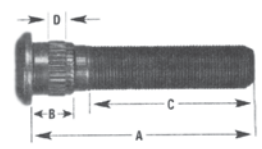
## Metric Studs – Stud Body Diameter .901

 <p>Grade 10.9 M22 x 1.5 Thd</p>	Part No.	Replaces	A	B	C	D	Note
	700-7-232	Hayes Lemmerz 106216 Euclid E-5997	3-21/32"	1-7/32"	2-7/64"	13/32"	
	700-7-269	Hayes Lemmerz 106216 Euclid E-5997	4-29/64"	1-7/32"	2-29/32"	13/32"	Dual aluminum wheels

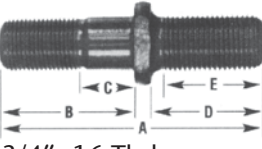
## Metric Clipped Head Studs – Stud Body Diameter .981

 <p>Grade 10.9 M22 x 1.5</p>	Part No.	Replaces	A	B	C
	700-7-267	Hayes Lemmerz 88836 Euclid E-5992A	3-9/16"	23/32"	2-15/32"



## Metric Serrated Studs

 <p>Grade 10.9 M22 x 1.5 Thd</p>	Part No.	Replaces	Stud Body	A	B	C	D
	700-7-271	Dayton 09-001989	.890	3-47/64"	7/8"	2-9/16"	1/8"
	700-7-280	Dayton 09-002003	.890	4-7/8"	7/8"	3-23/32"	1/8"
	700-7-281	Webb 101162 Euclid E-6035	.975	3-15/16"	23/32"	2-11/16"	3/8"



## Clipped Collar Shoulder Studs - Stud Body Diameter .784

 3/4" -16 Thd BOTH ENDS Grade 8	Part No. R.H.	Part No. L.H.	Replaces	A	B	C	D	E
	50-33A-9	50-33A-10	Hayes Lemmerz 13096 / 13097 Euclid E-5556R&L	3-19/32"	2-1/16"	7/8"	1-11/32"	1-5/32"



## Inner Nuts for Disc Wheels

 Grade 8 Equivalent	Part No. R.H.	Part No. L.H.	Replaces	Outer Thread Size	Inner Thread Size	Overall Length	Application
	50-34B-1	50-34B-2	Euclid E-7895R&L	1-1/8" -16	3/4" -16	2-7/32"	Dual Steel Wheels
	700-7-78	700-7-80	Euclid E-7897R&L	1-1/8" -16	3/4" -16	3-1/16"	Steel Inner Alum Outer Wheels
 Grade 8	50-34B-17	50-34B-18	Euclid E-5988R&L	1-1/8" -16	3/4" -16	3-1/16"	Dual Aluminum Wheels

## Outer Nuts for Disc Wheels


 Grade 5 Equivalent	Part No. R.H.	Part No. L.H.	Replaces	Thread Size	Hex Size	Height	Application
	50-34C-1	50-34C-2	Euclid E-5552R&L	1-1/8" -16	1-1/2"	7/8"	Outer Dual Large Stud Single Mounting
	50-34A-1	50-34A-2	Euclid E-5652R&L	3/4" -16	1-1/2"	7/8"	Single Mounting

## Flanged Cap Nuts for Disc Wheels

	Part No.	Replaces	Thread Size	Hex Size	Height	Application
	50-34C-19	Euclid E-5991 Hayes Lemmerz 88881	M22x1.5	1-1/2"	1-1/2"	Hub Pilot Wheels 8-Stud
	700-7-226	Euclid E-6000 Hayes Lemmerz 106333	M22x1.5	33mm	1-7/32"	Hub Pilot Wheels 10-Stud


# Wheel Studs & Nuts

## Cast Spoke Wheel Studs


 Grade 8	Part No.	Replaces	Thread	A	B	C
	8-9-7	Euclid E-4958	5/8" -11	2-3/4"	7/8"	1-11/16"
	8-9-8	Euclid E-4956A	3/4" -10	3"	1-1/16"	1-3/4"

## Spoke Wheel Rim Nuts & Clamps


### Rim Nuts for Spoke Wheels

 Grade 5	Part No.	Replaces	Thread	Hex
	8-16-3	Euclid E-4962 Dayton 08-005149	5/8" -11	1-1/16"
	8-15-4	Euclid E-4963 Dayton 08-005716	3/4" -10	1-1/4"

### Rim Clamps for Spoke Wheels

	Part No.	Replaces	A	B	C	D	Spacer Width
	8-8-3	Euclid E-5570 Dayton 09-541417	1"	2-7/8"	2-1/2"	5/8"	4"
	8-8-6	Euclid E-5571A Dayton 09-612317	1-1/8"	2-7/8"	2-1/2"	3/4"	4"
	8-8-17	Euclid E-5572A Dayton 09-623517	1-3/4"	2-7/8"	2-1/2"	3/4"	3-3/8"
	8-8-20	Euclid E-5040A Dayton 09-699317	1-1/2"	2-7/8"	2-1/2"	3/4"	3-5/8"

### Rim Clamps for 3-Spoke Wheels

	Part No.	Replaces	A	B	C	D	Wheel Size
	WB-3314	Euclid E-5953 Webb 3314	1-1/4"	7-3/4"	1-13/16"	3/4"	15"
	WB-3320	Euclid E-5824 Webb 3320	1-1/8"	10-5/8"	2-1/2"	3/4"	20"
WB-3322	Euclid E-5825 Webb 3322	1-1/16"	12-5/16"	2-5/16"	3/4"	22"	

## Steel Disc Wheels

Accuride Part No.	Hayes Lemmerz Part No.	Size	Mounting Type	Color	Number of Hand Holes	Number of Mounting Holes
AC-28112	---	17.5" x 6.75"	Stud Pilot	Gray	2	10
AC-28112-W	---			White	2	10
---	MW-10013-W		Hub Pilot	White	4	8
AC-27403	---	22.5" x 7.5"	Stud Pilot	Gray	2	10
AC-27404N	MW-87905	22.5" x 8.25"	Stud Pilot	Gray	2	10
AC-27404N-W	MW-87905-W			White	2	10
---	MW-90262		Hub Pilot	Gray	5	10
AC-28408-W	MW-90541-W			White	2	10
---	MW-90262-W			White	5	10
---	MW-90262-W			White	5	10
AC-27406-N	MW-87897	24.5" x 8.25"	Stud Pilot	Gray	2	10
AC-27406-N-W	MW-87897-W			White	2	10
AC-28409-W	MW-90542-W		Hub Pilot	White	2	10
---	MW-89922-W	24.5" x 8.25" Heavy Duty	Stud Pilot	White	2	10

## Alcoa Aluminum Disc Wheels

Part No.	Size	Mounting Type	Polished Location	Number of Mounting Holes	
AL-883110	22.5" x 8.25"	Stud Pilot	Unpolished	10	
AL-883111			Outside	10	
AL-883112			Inside	10	
AL-883420		Hub Pilot	Unpolished		8
AL-883640					10
AL-883641				Outside	10
AL-883642				Inside	10
AL-983120	24.5" x 8.25"	Stud Pilot	Unpolished	10	
AL-983121			Outside	10	
AL-983122			Inside	10	
AL-983640		Hub Pilot	Unpolished	10	
AL-983641			Outside	10	
AL-983642			Inside	10	

# Demountable Rims


## Tubeless Service Rims

Accuride Part No.	Hayes Lemmerz Part No.	Size	Color	Rim Offset	Approximate Weight (lbs)	Maximum Load (lbs)
AC-31868-17.5	---	17.5" x 6.75"	Gray	3.90"	50	4805
AC-31814-17.5	---	17.5" x 8.25"	Gray	4.75"	55	6040
AC-30371-22.5	---	22.5" x 7.5"	Gray	4.26"	64	6610
AC-30391N-22.5	MW-825225DVL	22.5" x 8.25"	Gray	4.75"	68	7300
AC-30391N-22.5-W	MW-825225DVL-W		White	4.75"	68	7300
AC-32052-22.5	---	22.5" x 9"	Gray	5.00"	87	10,000
---	MW-825245DVL	24.5" x 8.25"	Gray	4.75"	75	7300
AC-30391N-24.5-W	MW-825245DVL-W		White	4.75"	75	7300



## 3-Piece 5° Heavy-Duty Tube-Type Rim Assemblies

Part No.	Size	Color	Side Ring Part No.	Lock Ring Part No.	Approximate Weight (lbs)	Maximum Load (lbs)
AC-275-5-1	20 x 8.0	Gray	AC-SR262-5	AC-LR240-5	80	7600
AC-277-5-1	24 x 8.0		AC-SR264-5	AC-LR242-5	98	
AC-313-5-1	24 x 8.5		---	---	118	8900








## Valve Stems for Steel Wheels

	Part No.	TR No.	Effective Length
	TV-501	501	1-1/2"
	TV-500	500	2"
	TV-571A	571A	3-3/8"
	50-58-6	572	3-3/4"
	50-58-5	573	4-3/8"

## Valve Stems for Aluminum Wheels


	Part No.	TR No.	Bend Angle	B Length
	TV-543D	543D	60-degree	1-3/8"
	TV-544D	544D		2"
	50-58-25	545D		2-5/8"
	Part No.	TR No.	Bend Angle	Effective Length
	TV-511	511	90-degree	4-1/4"
	50-58-15	509		4-3/4"
	TV-510	510		5-1/2"

## Accessories


	Part No.	Tire & Rim No.	Description
	TV-A-100-VC-1	C-1	Standard-Bore Valve Core
	TV-A-100-VC-3	VC-3	Metal Dome Valve Cap
	700-99-499		Double-Seal Metal Valve Cap
	TV-A-100-VC-8	VC-8	Plastic Dome Valve Cap
	TV-G-170	RG-15	Grommet for TV-500 Series, TV-570 Series
	TV-G-172	RG-46	Grommet for TV-509, 510, 511
	TV-HE-392		Valve Extension Long 1" Collar Effective Length 5-1/8"

# Miscellaneous



## Wheel-Guard

	Part No.	Note
	AC-5901	10-hole, 11-1/4" bolt circle, stud pilot; 7/8" and 1-1/8" diameter studs
	AC-5902	10-hole, 11-1/4" bolt circle, stud pilot; 3/4" diameter studs
	AC-5903	10-hole, 285.75mm bolt circle, hub pilot; 22mm diameter studs

## Bolt Kit for Spoke Wheel & Drum

	Part No.	Note
	700-50-34	5 each 2-1/2" -16 Grade 8 bolts; lock nuts; lock washers

## Hug-A-Lug Nut Covers

	Part No.	Note	Fits Nut Part Nos.
	AL-000150	1-1/2" hex for stud pilot wheels	50-34C-1 50-34C-2
	AL-000181	33mm hex for hub pilot wheels	700-7-226
	AL-000182	1-1/2" hex for hub pilot wheels	50-34C-19